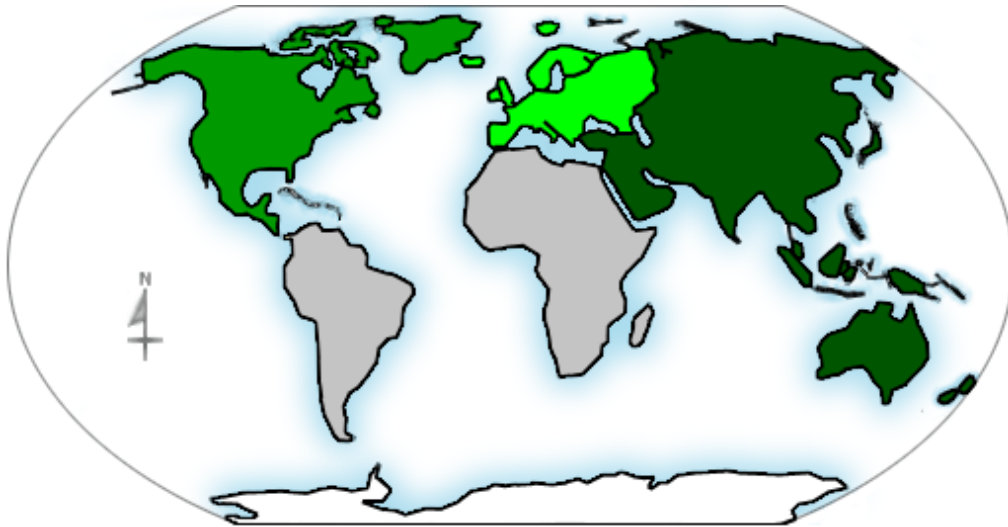


Geographic Info > **Continent Breakdown**

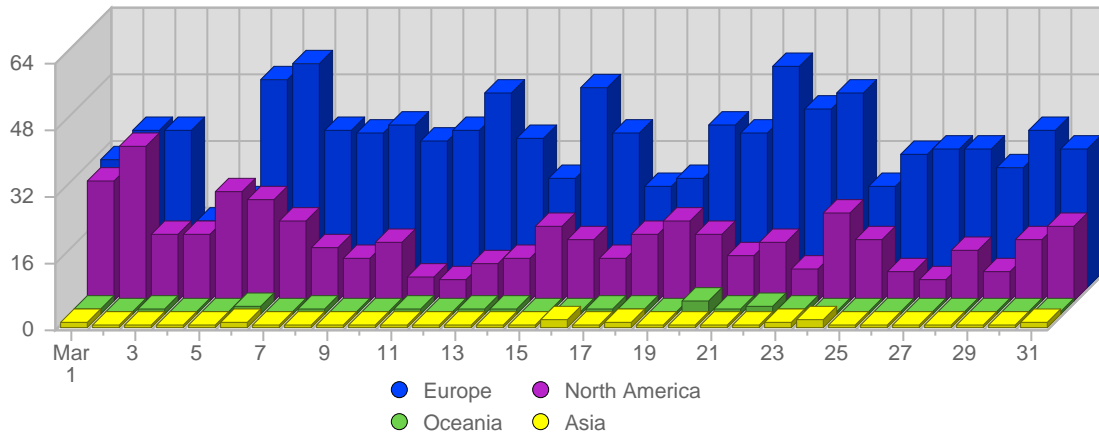
Report Description





Report Description: Continents that Visitors came from during the month of March 2006
 Report Range: Month of March 2006
 Report Scope: Historical Data
 List Size: 4 of 4

Breakdown



Breakdown



#		Continent	Total Visits	Average Visits Historically	Change	Percent of Visits
1.		Europe	1,120	899,40	+182 ▲	69,70%
2.		North America	461	208,00	+188 ▲	28,69%
3.		Oceania	17	8,67	+2 ▲	1,06%
4.		Asia	9	4,60	-6 ▼	0,56%
			1,607	1,120		