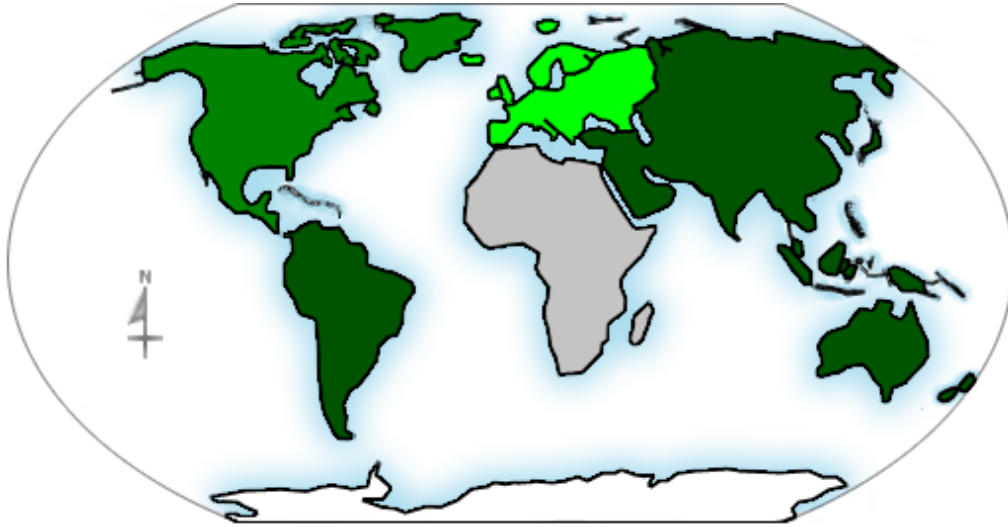


Geographic Info > Continent Breakdown

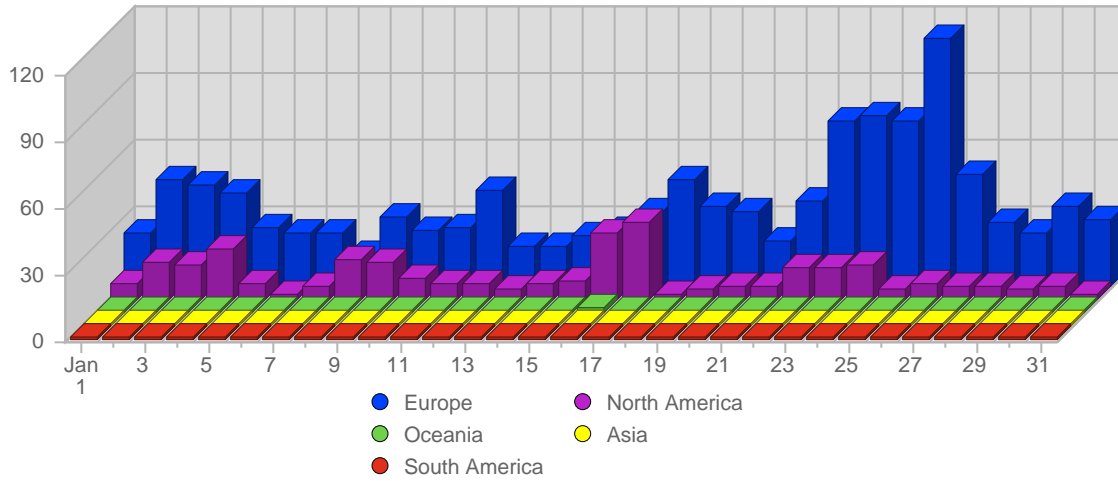
Report Description






Report Description: Continents that Visitors came from during the month of January 2006
 Report Range: Month of January 2006
 Report Scope: Historical Data
 List Size: 5 of 5

Breakdown



Breakdown



#		Continent	Total Visits	Average Visits Historically	Change	Percent of Visits
1.		Europe	1,175	899,40	-120 ▼	77,56%
2.		North America	325	208.00	+73 ▲	21,45%
3.		Oceania	10	8,67	+4 ▲	0,66%
4.		Asia	4	4,60	-1 ▼	0,26%
5.		South America	1	1,67	+1 ▲	0,07%
			1,515	1,120		