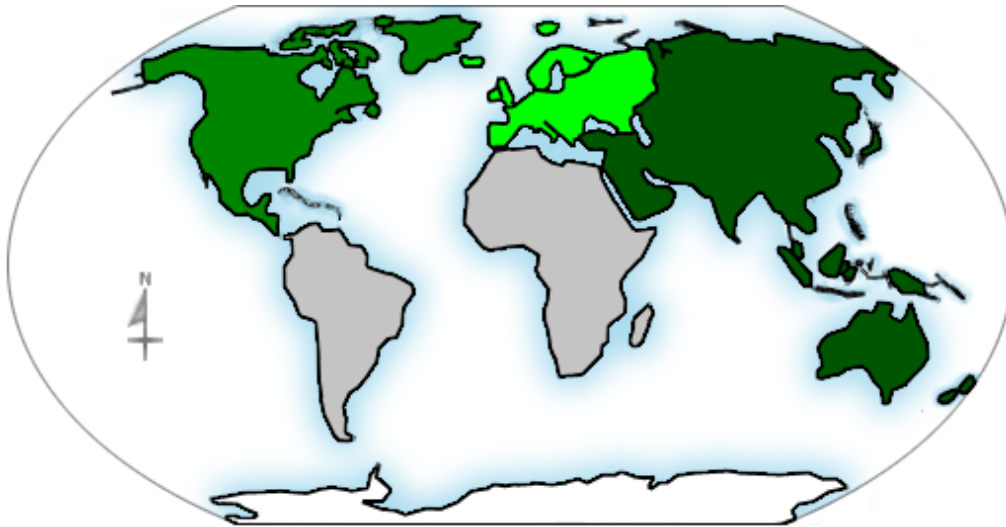


Geographic Info > Continent Breakdown

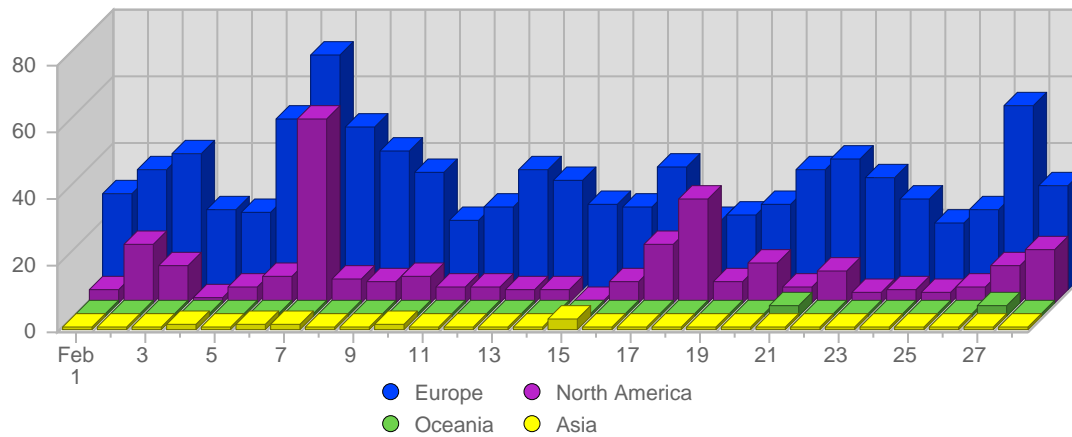
Report Description





Report Description: Continents that Visitors came from during the month of February 2006
 Report Range: Month of February 2006
 Report Scope: Historical Data
 List Size: 4 of 4

Breakdown



Breakdown



#		Continent	Total Visits	Average Visits Historically	Change	Percent of Visits
1.		Europe	938	899,40	-237 ▼	75,58%
2.		North America	273	208,00	-52 ▼	21,00%
3.		Oceania	15	8,67	+5 ▲	1,21%
4.		Asia	15	4,60	+11 ▲	1,21%
			1,241	1,120		