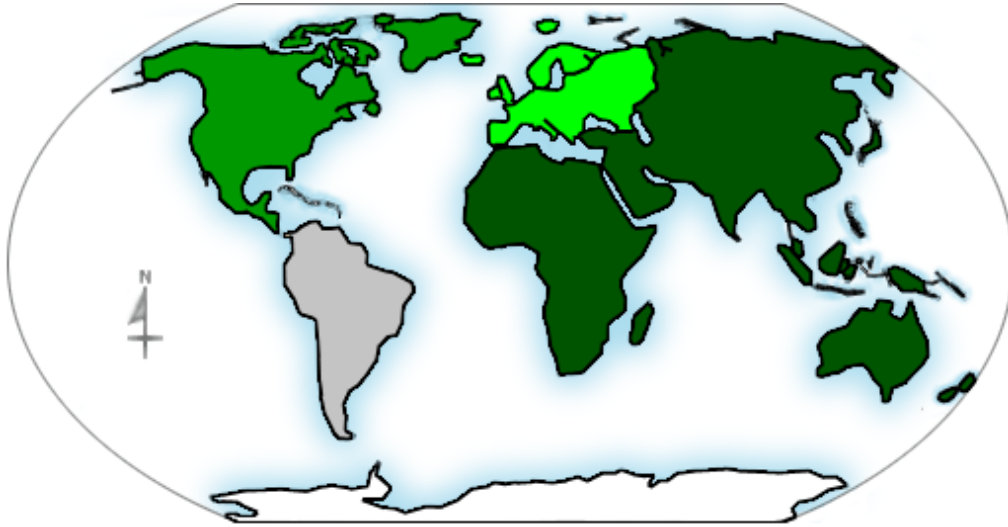


Geographic Info > Continent Breakdown

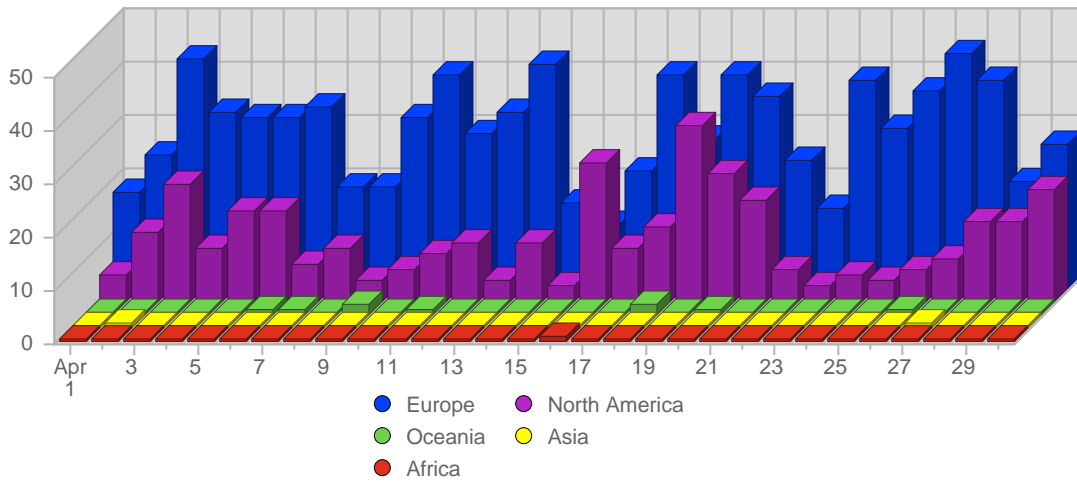
Report Description






Report Description: Continents that Visitors came from during the month of April 2006
Report Range: Month of April 2006
Report Scope: Historical Data
List Size: 5 of 5

Breakdown



Breakdown



#		Continent	Total Visits	Average Visits Historically	Change	Percent of Visits
1.		Europe	900	899,40	-220 ▼	70,87%
2.		North America	358	208.00	-103 ▼	28,19%
3.		Oceania	9	8,67	-8 ▼	0,71%
4.		Asia	2	4,60	-7 ▼	0,16%
5.		Africa	1	2.00	+1 ▲	0,08%
			1,270	1,121		